

SEWAGE PUMPS

Model: SW75



Features

- Heavy duty cast iron construction
- Oil-filled continuous duty PSC motor (1&3 Ph)
- 9-Vane Vortex cast Iron impeller
- 2" solids handling

Specifications

Physical Data:

DISCHARGE SIZE	2" N.P.T. 3" NPT Optional
IMPELLER TYPE	9 Vane Vortex -Cast Iron
CABLE LENGTH	20'

Liquid Handling:

SOLIDS SIZE	2"
MAXIMUM LIQUID TEMP.	104°F – Intermittent
ACCEPTABLE PH RANGE	6-8

Technical Data:

MOTOR HOUSING	Cast Iron
CASING	Cast Iron
IMPELLER	Cast Iron
MOTOR SHAFT	AISI 1045
HARDWARE	SST
"O" RINGS	NBR
SEAL	Single Mechanical, Carbon Ceramic
UPPER BEARING	6202
LOWER BEARING	6203

Electrical Data:

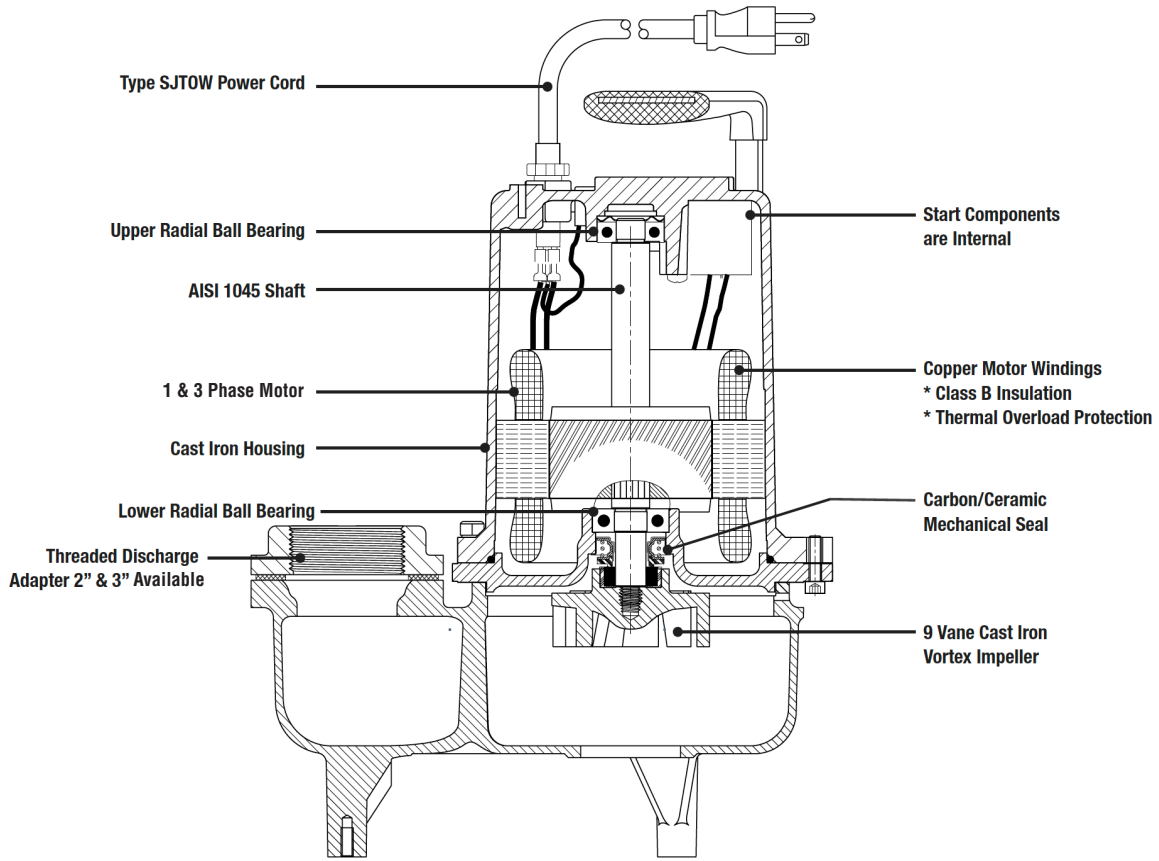
R.P.M.	3450
MOTOR TYPE	PSC
GEN INSULATION	CLASS B
STATOR WINDING	CLASS B
MAXIMUM STATOR TEMP	130°C
VOLTAGE TOLERANCE	±10%
MOTOR PROTECTION	Thermally Protected
HP	3/4 HP
VOLTAGE	115/230/208/460
PHASE	1 and 3
SERVICE FACTOR	1

Specifications

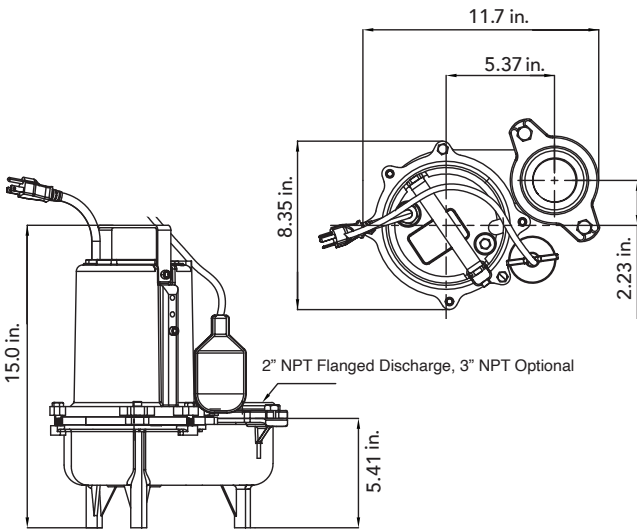
Model	HP	Volt	Ph	Nema Start Code	Full Load Amps	Cord Size	Cord Type	Cord O.D. Inches (mm)
SW75M1-20	3/4	115	1	P	10.5	16AWG/3C	SJTOW	.325-.360
SW75M2-20	3/4	230	1	P	5.3	16AWG/3C	SJTOW	.325-.360
SW75M3-20	3/4	230	3	R	3.2	16AWG/4C	SJTOW	.350-.395
SW75M4-20	3/4	460	3	R	1.6	16AWG/4C	SJTOW	.350-.395
SW75M5-20	3/4	208	1	P	5.8	16AWG/3C	SJTOW	.325-.360
SW75M6-20	3/4	208	3	R	3.3	16AWG/4C	SJTOW	.350-.395



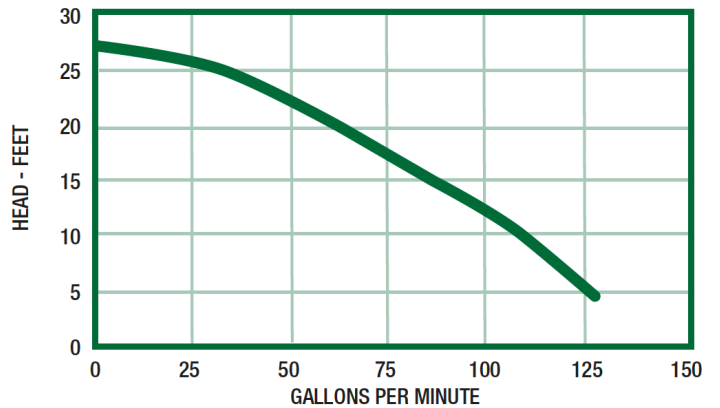
Features



Dimensional Data



Performance Curve



P U M P

Honest, Professional, Dependable

1899 Cottage Street, Ashland, Ohio 44805

Telephone: 855 281-6830 • Fax: 877 326-1994 • ashlandpump.com