

# SUBMITTAL DATA SHEET

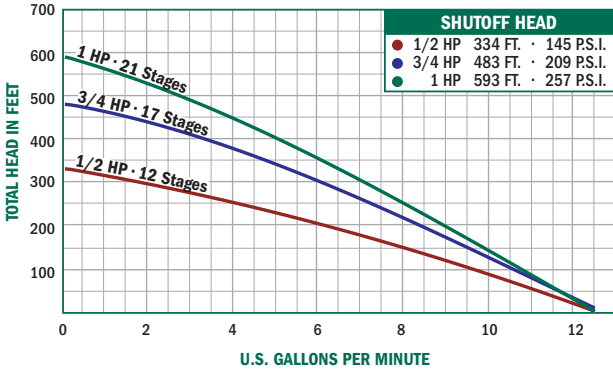
Irrigation & Booster Pumps  
 Superbooster | Centrifugal  
**5 - 25 GPM**



A.Y. McDonald offers a full line of superboosters ranging from 1/2 through 2 horsepower, with a flow rate ranging from 5 through 25 gallons per minute (GPM). Our superbooster offers peak capacity performance in 5, 7, 10, 15, 20, and 25 GPM models. The superbooster can be used for general purpose pumping along with residential, commercial applications, and pressure washing for agriculture.

## J Series - 5 GPM 27000JHB

### 5 GPM Performance Curve

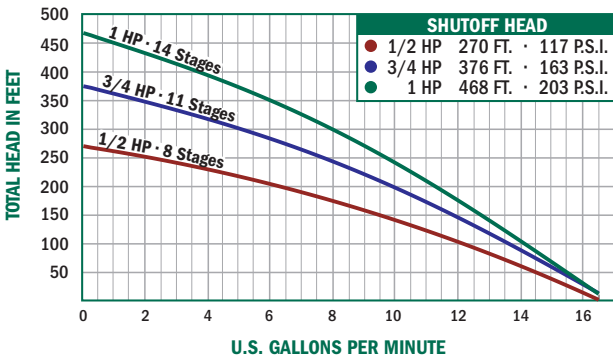


### Specifications

Model	HP	Volts	Max. Amps	Intake	Discharge Size	A	B	C	D	Wt.
27050JHB	1/2	115/230	10.8/5/4	1 1/4"	1 1/4"	24.72	9.4	6.5	13.67	34
27075JHB	3/4	230/115	7.4/14.8	1 1/4"	1 1/4"	29.12	9.4	6.5	17.57	42
27100JHB	1	230/115	9.0/18.0	1 1/4"	1 1/4"	34.13	9.4	6.5	22.08	44

## V Series - 7 GPM 27000VHB

### 7 GPM Performance Curve



### Specifications

Model	HP	Volts	Max. Amps	Intake	Discharge Size	A	B	C	D	Wt.
27050VHB	1/2	115/230	10.8/5/4	1 1/4"	1 1/4"	21.60	9.4	6.5	10.55	34
27075VHB	3/4	230/115	7.4/14.8	1 1/4"	1 1/4"	24.43	9.4	6.5	12.87	39
27100VHB	1	230/115	9.0/18.0	1 1/4"	1 1/4"	27.33	9.4	6.5	15.28	42

**NO-LEAD:** The weighted average of the wetted surface of this no-lead product contacted by consumable water contains less than one quarter of one percent (0.25%) lead.



A.Y. McDonald Mfg. Co.  
 P.O. Box 508  
 Dubuque, IA 52004-0508

Toll Free: 1-800-292-2737  
 Fax: 1-800-832-9296  
 Hours: 7:00 a.m. - 5:00 p.m., CST

sales@aymcdonald.com  
 www.aymcdonald.com

A.Y. McDonald considers the information on this assembly drawing correct when published. Item and option availability, including specifications, are subject to change without notice.

Submitted by:

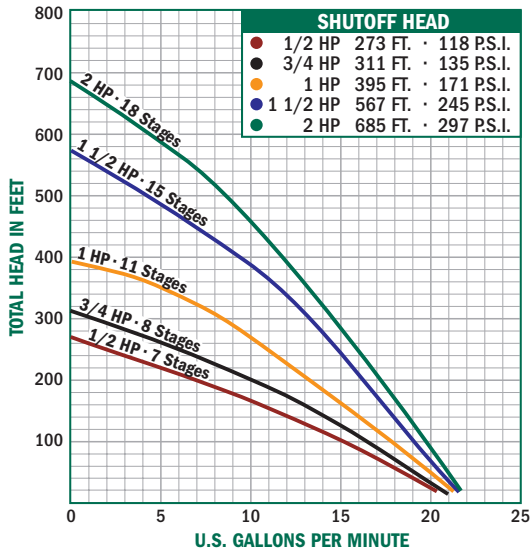
# SUBMITTAL DATA SHEET

Irrigation & Booster Pumps  
 Superbooster | Centrifugal  
**5 - 25 GPM**



A.Y. McDonald offers a full line of superboosters ranging from 1/2 through 2 horsepower, with a flow rate ranging from 5 through 25 gallons per minute (GPM). Our superbooster offers peak capacity performance in 5, 7, 10, 15, 20, and 25 GPM models. The superbooster can be used for general purpose pumping along with residential, commercial applications, and pressure washing for agriculture.

## 10 GPM Performance Curve



## K Series - 10 GPM 27000KHB

### Specifications

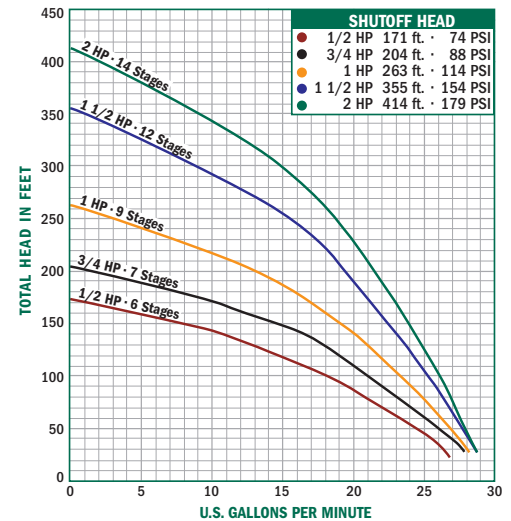
Model	HP	Volts	Max. Amps	Intake	Discharge Size	A	B	C	D	Wt.
27050KHB	1/2	115/230	10.8/5/4	1 1/4"	1 1/4"	21.13	9.4	6.5	10.08	35
27075KHB	3/4	230/115	7.4/14.8	1 1/4"	1 1/4"	22.47	9.4	6.5	10.92	40
27100KHB	1	230/115	9.0/18.0	1 1/4"	1 1/4"	25.56	9.4	6.5	13.51	42
27150KHB	1 1/2	230/115	10.7/21.4	1 1/4"	1 1/4"	30.68	9.4	6.5	18.13	53
27200KHB	2	230	10.2*	1 1/4"	1 1/4"	33.16	9.4	6.5	20.61	54

## L Series - 15 GPM 27000LHB

### Specifications

Model	HP	Volts	Max. Amps	Intake	Discharge Size	A	B	C	D	Wt.
27050LHB	1/2	115/230	10.8/5/4	1 1/4"	1 1/4"	22.00	9.4	6.5	10.00	30
27075LHB	3/4	230/115	6.4/12.8	1 1/4"	1 1/4"	24.00	9.4	6.5	11.00	35
27100LHB	1	230/115	7.7/15.4	1 1/4"	1 1/4"	26.00	9.4	6.5	13.00	37
27150LHB	1 1/2	230/115	10.9/21.8	1 1/4"	1 1/4"	30.00	9.4	6.5	16.00	46
27200LHB	2	230	11.1	1 1/4"	1 1/4"	31.50	9.4	6.5	18.00	47

## 15 GPM Performance Curve



**NO-LEAD:** The weighted average of the wetted surface of this no-lead product contacted by consumable water contains less than one quarter of one percent (0.25%) lead.



A.Y. McDonald Mfg. Co.  
 P.O. Box 508  
 Dubuque, IA 52004-0508

Toll Free: 1-800-292-2737  
 Fax: 1-800-832-9296  
 Hours: 7:00 a.m. - 5:00 p.m., CST

sales@aymcdonald.com  
 www.aymcdonald.com

A.Y. McDonald considers the information on this assembly drawing correct when published. Item and option availability, including specifications, are subject to change without notice.

Submitted by:

# SUBMITTAL DATA SHEET

Irrigation & Booster Pumps  
 Superbooster | Centrifugal  
**5 - 25 GPM**



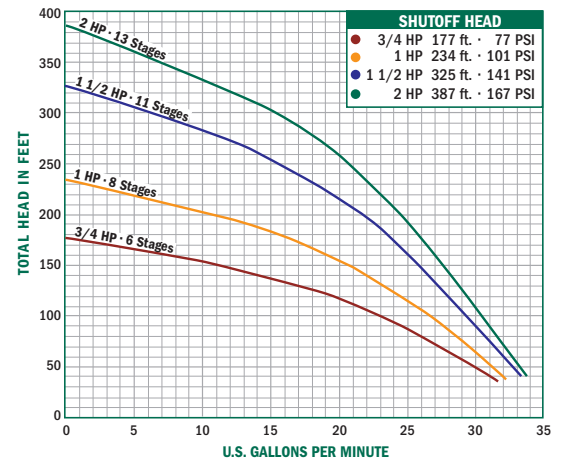
A.Y. McDonald offers a full line of superboosters ranging from 1/2 through 2 horsepower, with a flow rate ranging from 5 through 25 gallons per minute (GPM). Our superbooster offers peak capacity performance in 5, 7, 10, 15, 20, and 25 GPM models. The superbooster can be used for general purpose pumping along with residential, commercial applications, and pressure washing for agriculture.

## P Series - 20 GPM 27000PHB

### Specifications

Model	HP	Volts	Max. Amps	Intake	Discharge Size	A	B	C	D	Wt.
27075PHB	3/4	230/115	6.4/12.8	1 1/4"	1 1/4"	23.00	9.4	6.5	10.00	34
27100PHB	1	230/115	7.7/15.4	1 1/4"	1 1/4"	25.00	9.4	6.5	12.00	37
27150PHB	1 1/2	230/115	10.9/21.8	1 1/4"	1 1/4"	29.00	9.4	6.5	15.00	45
27200PHB	2	230	11.1	1 1/4"	1 1/4"	30.50	9.4	6.5	17.00	47

### 20 GPM Performance Curve

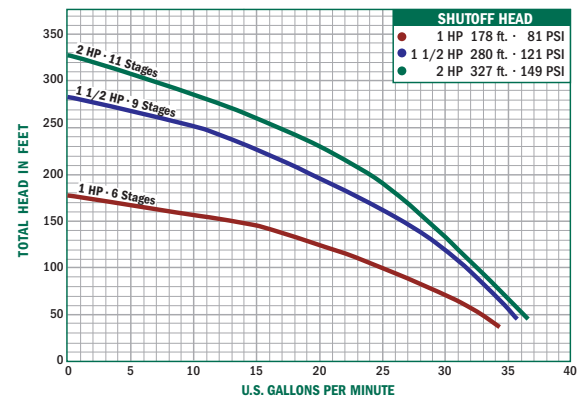


## M Series - 25 GPM 27000MHB

### Specifications

Model	HP	Volts	Max. Amps	Intake	Discharge Size	A	B	C	D	Wt.
27100MHB	1	230/115	7.7/15.4	1 1/4"	1 1/4"	23.00	9.4	6.5	10.00	36
27150MHB	1 1/2	230/115	10.9/21.8	1 1/4"	1 1/4"	27.00	9.4	6.5	13.00	44
27200MHB	2	230	11.1	1 1/4"	1 1/4"	28.50	9.4	6.5	15.00	46

### 25 GPM Performance Curve



### SUBMITTAL INFORMATION

- Keyed shaft motor with shaft extension/coupling for easy motor replacement
- Heavy duty corrosion resistance construction
- No-Lead Brass intake and discharge
- Thermoplastic impellers and diffusers for long life
- Stainless steel shell, shaft extension and hex shaft
- 3/4" Ceramic/carbon rotary mechanical seal
- 1 1/4" Intake, 1 1/4" Discharge

**NO-LEAD:** The weighted average of the wetted surface of this no-lead product contacted by consumable water contains less than one quarter of one percent (0.25%) lead.



A.Y. McDonald Mfg. Co.  
 P.O. Box 508  
 Dubuque, IA 52004-0508

Toll Free: 1-800-292-2737  
 Fax: 1-800-832-9296  
 Hours: 7:00 a.m. - 5:00 p.m., CST

sales@aymcdonald.com  
 www.aymcdonald.com

A.Y. McDonald considers the information on this assembly drawing correct when published. Item and option availability, including specifications, are subject to change without notice.

Submitted by: