

BERKELEY® B1WP

Bronze Impeller

Threaded Case (NPT), Packing Construction

ELECTRIC MOTOR DRIVE

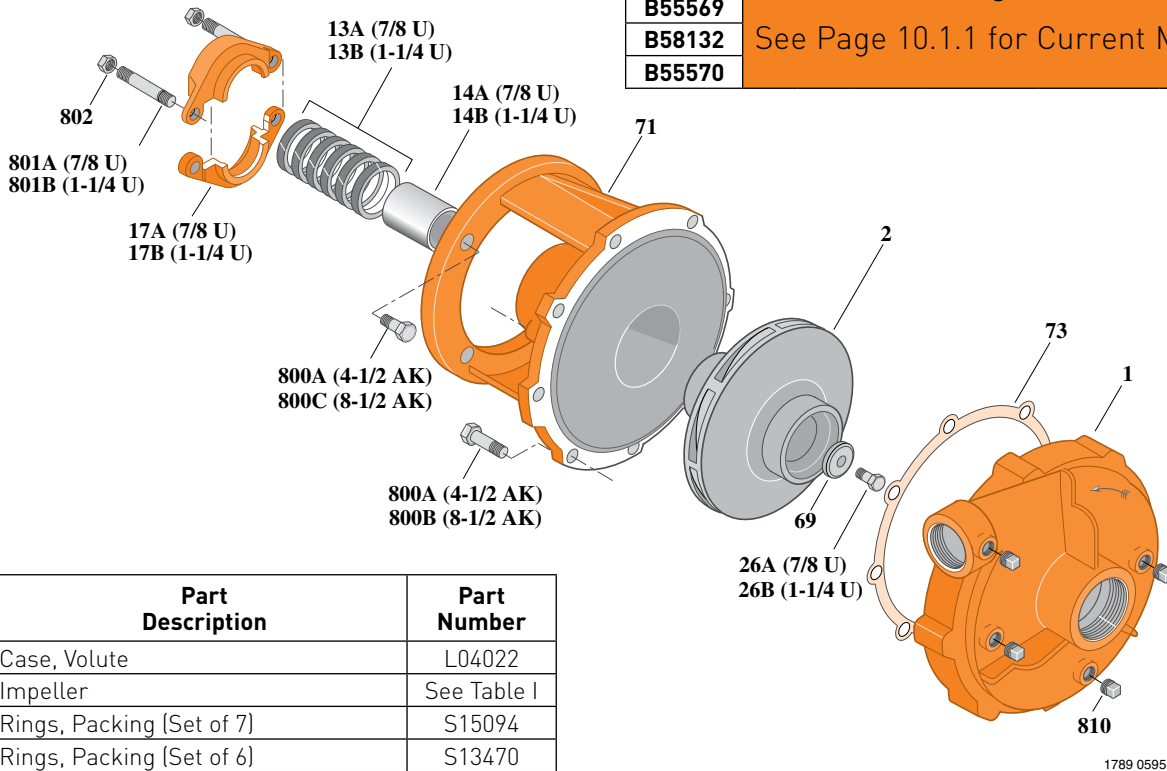
Section	CC
Page	10.1
Date	March 4, 2013
Supersedes 01/01/04	

Table I

B/M No.	HP	PH	RPM	"U" Dim.	Imp. Dia.	Imp. No.
B55567						
B53697						
B55568						
B55569						
B58132						
B55570						

**These B/M Numbers
Are No Longer Available.**

See Page 10.1.1 for Current Models.



Item No.	Part Description	Part Number
1	Case, Volute	L04022
2	Impeller	See Table I
13A	Rings, Packing [Set of 7]	S15094
13B	Rings, Packing [Set of 6]	S13470
14A	Sleeve, Shaft [2 Req.]	S00619
14B	Sleeve, Shaft	S05149
17A	Gland, Packing	B82469
17B	Gland, Packing	B82470
26A	Screw, Impeller 3/8 - 16 x 1"	S23566
26B	Screw, Impeller 1/2 - 13 x 1-1/4"	S23621
32	Key, 3/16 x 1-1/4" [See Note]	S34383
69	Washer, Impeller	S16239
71	Bracket	See Table II
73	Gasket, Volute	S05126
800A	Capscrew, 3/8 - 16 x 1" [12 Req.]	S26826
800B	Capscrew, 3/8 - 16 x 1-1/8" [8 Req.]	S26827
800C	Capscrew, 1/2 - 13 x 1-1/2" [4 Req.]	S26916
801A	Stud, 3/8 - 16 x 3" [2 Req.]	S04439
801B	Stud, 3/8 - 16 x 4" [2 Req.]	S08303
802	Nut, Hex 3/8 - 16 [2 Req.]	S23343
810	Plug, Pipe 1/4 NPT [4 Req.]	S23715

Table II

HP	PH	Bracket No.	"AK" Fit	"U" Dim.	Motor Frame
3	1	H00950	4-1/2"	7/8"	182JP
3	3	H00950	4-1/2"	7/8"	154JP
5	1	H00950	4-1/2"	7/8"	184JP
5	3	H00950	4-1/2"	7/8"	182JP
7.5	1	L03827	8-1/2"	1-1/4"	213JP
7.5	3	H00950	4-1/2"	7/8"	184JP

NOTE: For an explanation of the tabulated material found on this page and for impeller key location, refer to **Supplement A** located at the beginning of this section.

BERKELEY® B1WP

Bronze Impeller

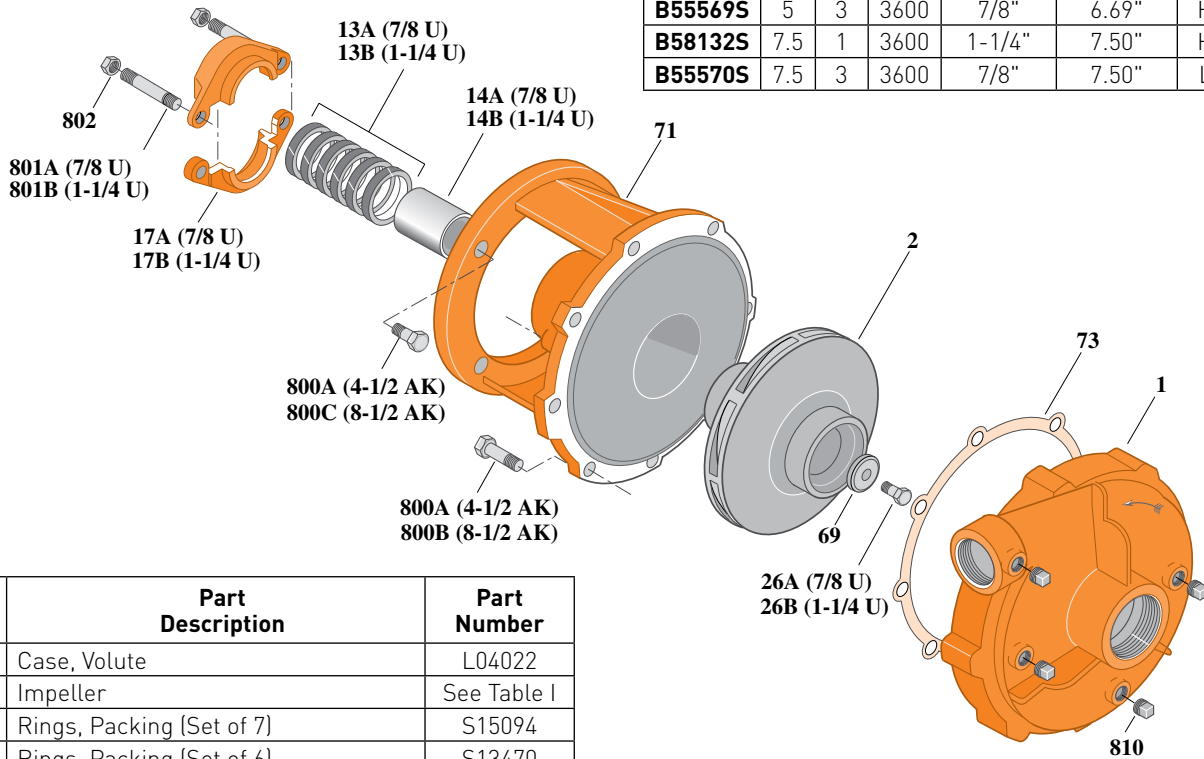
Threaded Case (NPT), Packing Construction

ELECTRIC MOTOR DRIVE

Section	CC
Page	10.1.1
Date	March 4, 2013
Supersedes 01/01/04	

Table I

B/M No.	HP	PH	RPM	"U" Dim.	Imp. Dia.	Imp. No.
B55567S	3	1	3600	7/8"	5.75"	H05454
B53697S	3	3	3600	7/8"	5.75"	H05454
B55568S	5	1	3600	7/8"	6.69"	H05455
B55569S	5	3	3600	7/8"	6.69"	H05455
B58132S	7.5	1	3600	1-1/4"	7.50"	H05457
B55570S	7.5	3	3600	7/8"	7.50"	L07923



1789 0595

Item No.	Part Description	Part Number
1	Case, Volute	L04022
2	Impeller	See Table I
13A	Rings, Packing [Set of 7]	S15094
13B	Rings, Packing [Set of 6]	S13470
14A	Sleeve, Shaft [2 Req.]	S00619
14B	Sleeve, Shaft	S05149
17A	Gland, Packing	B82469
17B	Gland, Packing	B82470
26A	Screw, Impeller 3/8 - 16 x 1"	S23566
26B	Screw, Impeller 1/2 - 13 x 1-1/4"	S23621
32	Key, 3/16 x 1-1/4" [See Note]	S34383
69	Washer, Impeller	S16239
71	Bracket	See Table II
73	Gasket, Volute	S05126
800A	Capscrew, 3/8 - 16 x 1" [12 Req.]	S26826
800B	Capscrew, 3/8 - 16 x 1-1/8" [8 Req.]	S26827
800C	Capscrew, 1/2 - 13 x 1-1/2" [4 Req.]	S26916
801A	Stud, 3/8 - 16 x 3" [2 Req.]	S04439
801B	Stud, 3/8 - 16 x 4" [2 Req.]	S08303
802	Nut, Hex 3/8 - 16 [2 Req.]	S23343
810	Plug, Pipe 1/4 NPT [4 Req.]	S23715

Table II

HP	PH	Bracket No.	"AK" Fit	"U" Dim.	Motor Frame
3	1	H00950	4-1/2"	7/8"	182JP
3	3	H00950	4-1/2"	7/8"	154JP
5	1	H00950	4-1/2"	7/8"	184JP
5	3	H00950	4-1/2"	7/8"	182JP
7.5	1	L03827	8-1/2"	1-1/4"	213JP
7.5	3	H00950	4-1/2"	7/8"	184JP

NOTE: For an explanation of the tabulated material found on this page and for impeller key location, refer to **Supplement A** located at the beginning of this section.



BERKELEY® B1WPS Bronze Impeller

Threaded Case (NPT), Mechanical Shaft Seal Construction

ELECTRIC MOTOR DRIVE

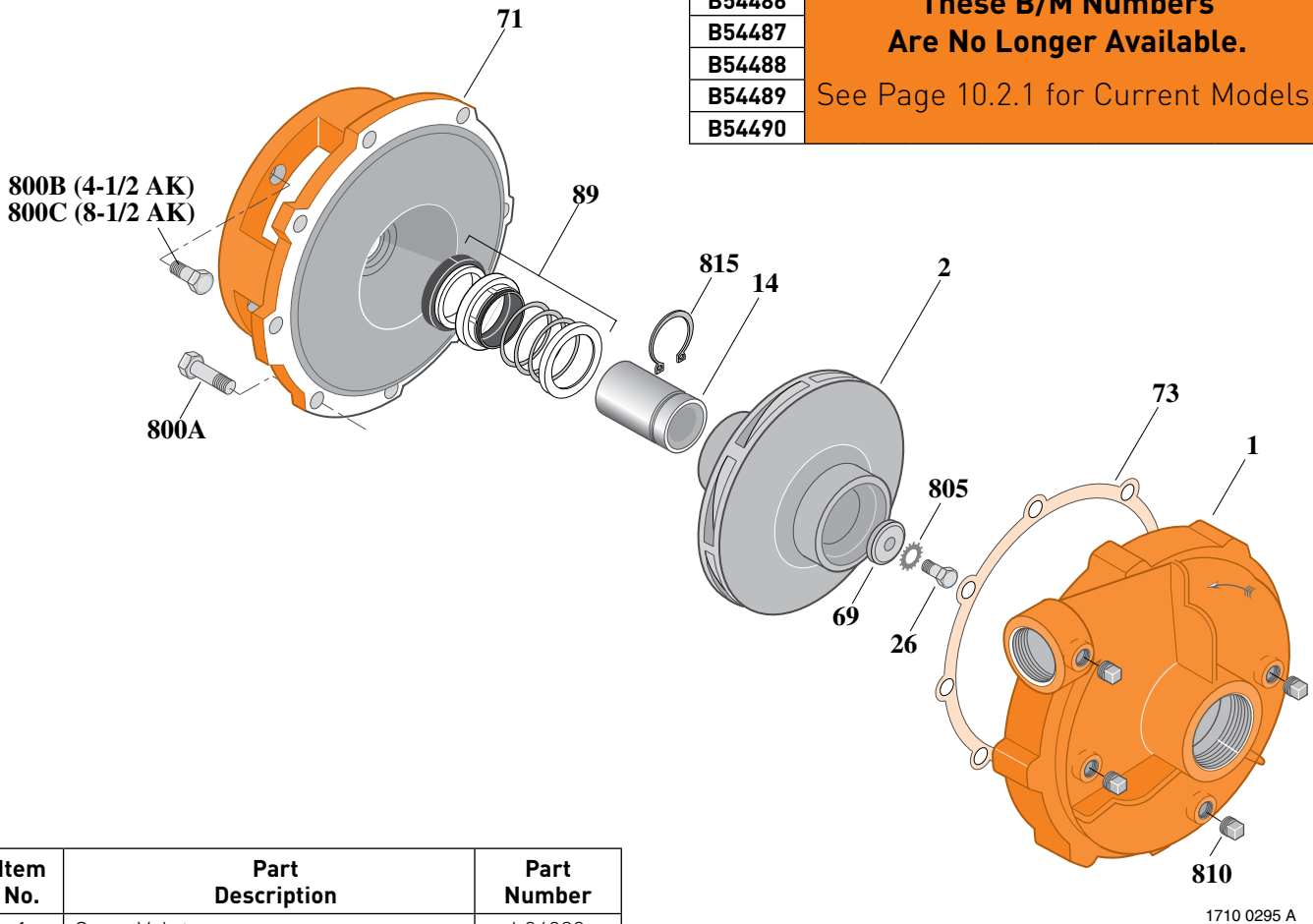
Section	CC
Page	10.2
Date	March 4, 2013
Supersedes 01/01/04	

Table I

B/M No.	HP	PH	RPM	"U" Dim.	Imp. Dia.	Imp. No.
B54485						
B54486						
B54487						
B54488						
B54489						
B54490						

**These B/M Numbers
Are No Longer Available.**

See Page 10.2.1 for Current Models.



Item No.	Part Description	Part Number
1	Case, Volute	L04022
2	Impeller	See Table I
14	Sleeve, Shaft	S19310L
26	Screw, Impeller 3/8 - 16 x 1"	S23566
32	Key, 3/16 x 1-1/4" (See Note)	S34383
69	Washer, Impeller	S16239
71	Bracket	See Table II
73	Gasket, Volute	S05126
89	Seal, Mechanical Shaft	S32014
800A	Capscrew, 3/8 - 16 x 1" [8 Req.]	S26826
800B	Capscrew, 3/8 - 16 x 7/8" [4 Req.]	S26825
800C	Capscrew, 1/2 - 13 x 1" [4 Req.]	S26192
810	Plug, Pipe 1/4 NPT [4 Req.]	S23715
815	Ring, Retaining	S11207

Table II

HP	PH	Bracket No.	"AK" Fit	"U" Dim.	Motor Frame
3	1	L05332	4-1/2"	7/8"	182JM
3	3	L05332	4-1/2"	7/8"	154JM
5	1	L05332	4-1/2"	7/8"	184JM
5	3	L05332	4-1/2"	7/8"	182JM
7.5	1	L05331	8-1/2"	7/8"	213JM
7.5	3	L05332	4-1/2"	7/8"	184JM

NOTE: For an explanation of the tabulated material found on this page and for impeller key location, refer to **Supplement A** located at the beginning of this section.



BERKELEY® B1WPS Bronze Impeller

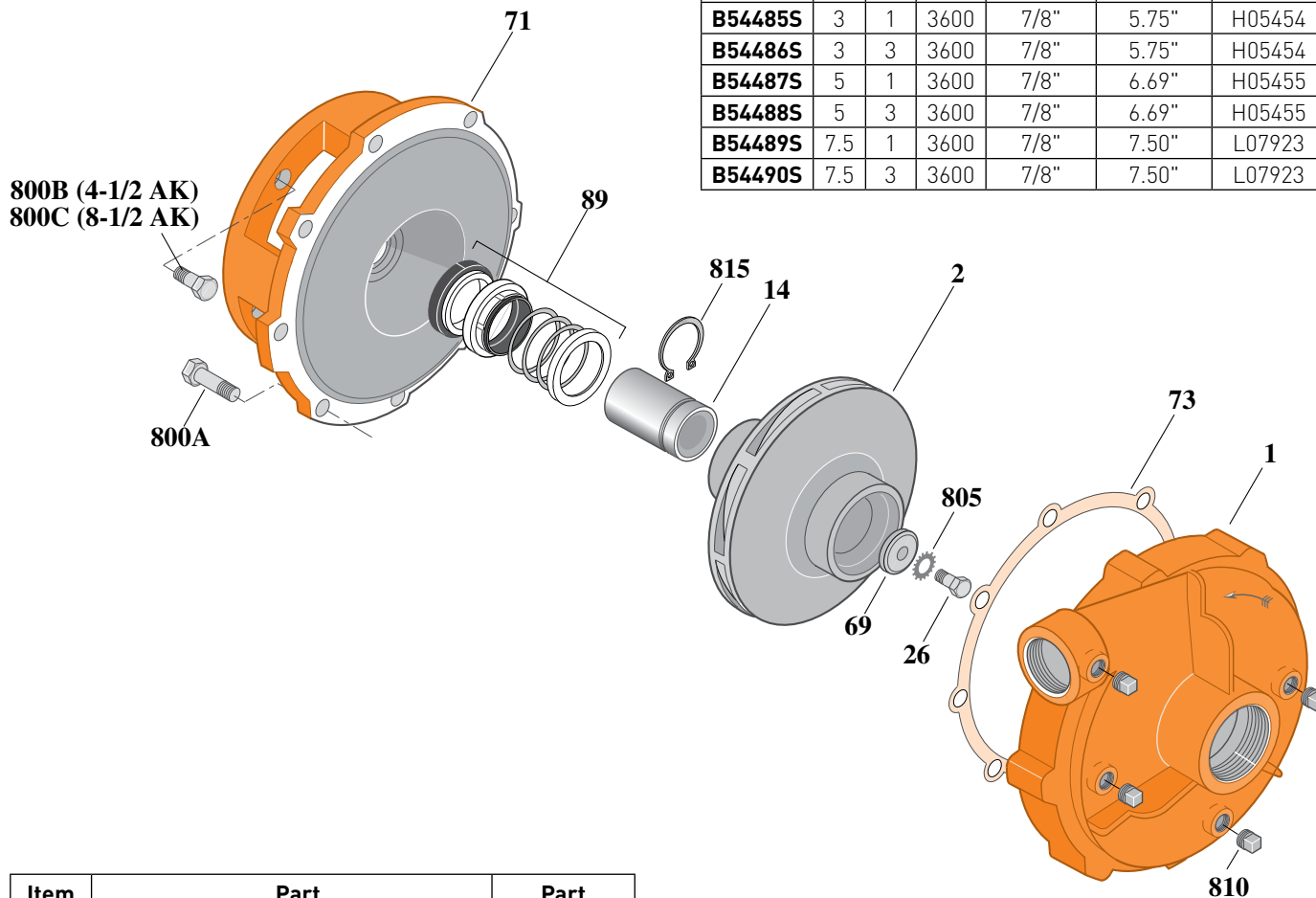
Threaded Case (NPT), Mechanical Shaft Seal Construction

ELECTRIC MOTOR DRIVE

Section	CC
Page	10.2.1
Date	March 4, 2013
Supersedes 01/01/04	

Table I

B/M No.	HP	PH	RPM	"U" Dim.	Imp. Dia.	Imp. No.
B54485S	3	1	3600	7/8"	5.75"	H05454
B54486S	3	3	3600	7/8"	5.75"	H05454
B54487S	5	1	3600	7/8"	6.69"	H05455
B54488S	5	3	3600	7/8"	6.69"	H05455
B54489S	7.5	1	3600	7/8"	7.50"	L07923
B54490S	7.5	3	3600	7/8"	7.50"	L07923



1710 0295 A

Item No.	Part Description	Part Number
1	Case, Volute	L04022
2	Impeller	See Table I
14	Sleeve, Shaft	S19310L
26	Screw, Impeller 3/8 - 16 x 1"	S23566
32	Key, 3/16 x 1-1/4" [See Note]	S34383
69	Washer, Impeller	S16239
71	Bracket	See Table II
73	Gasket, Volute	S05126
89	Seal, Mechanical Shaft	S32014
800A	Capscrew, 3/8 - 16 x 1" [8 Req.]	S26826
800B	Capscrew, 3/8 - 16 x 7/8" [4 Req.]	S26825
800C	Capscrew, 1/2 - 13 x 1" [4 Req.]	S26192
810	Plug, Pipe 1/4 NPT [4 Req.]	S23715
815	Ring, Retaining	S11207

Table II

HP	PH	Bracket No.	"AK" Fit	"U" Dim.	Motor Frame
3	1	L05332	4-1/2"	7/8"	182JM
3	3	L05332	4-1/2"	7/8"	154JM
5	1	L05332	4-1/2"	7/8"	184JM
5	3	L05332	4-1/2"	7/8"	182JM
7.5	1	L05331	8-1/2"	7/8"	213JM
7.5	3	L05332	4-1/2"	7/8"	184JM

NOTE: For an explanation of the tabulated material found on this page and for impeller key location, refer to **Supplement A** located at the beginning of this section.



BERKELEY® B1WP

Silicon Bronze Impeller

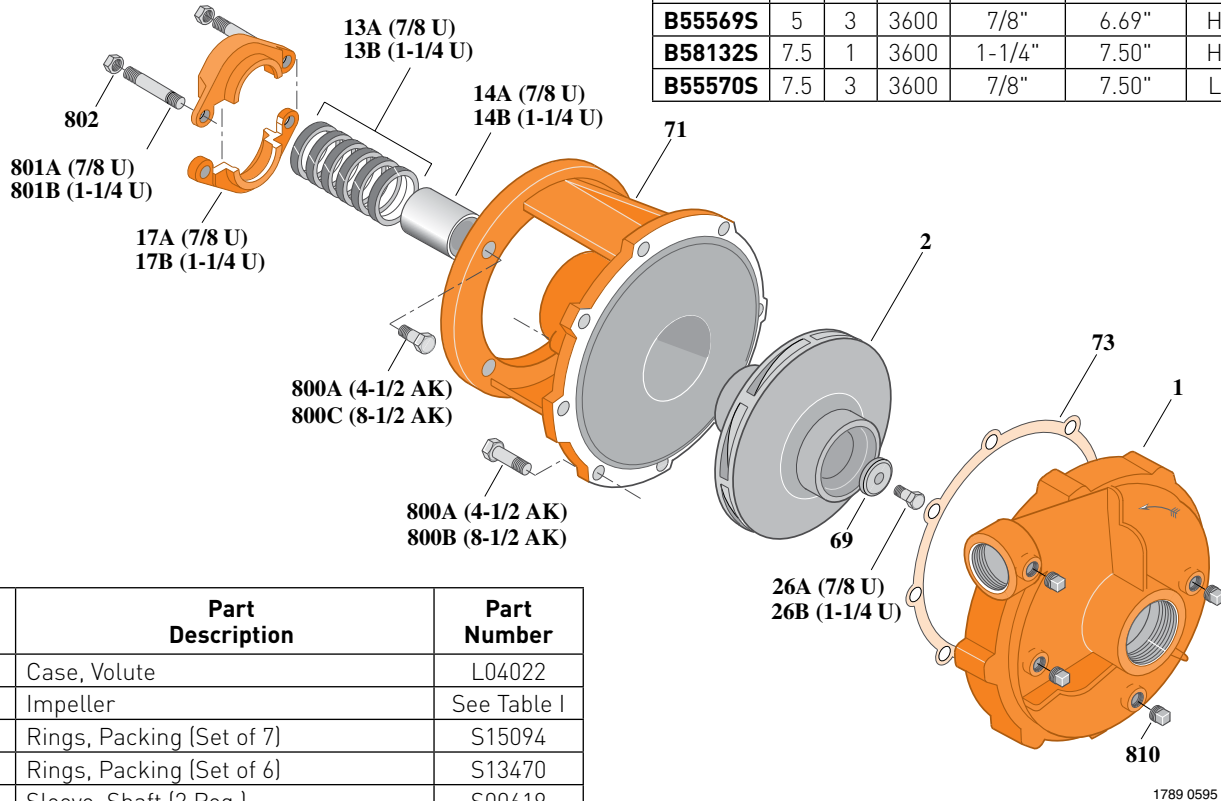
Threaded Case (NPT), Packing Construction

ELECTRIC MOTOR DRIVE

Section	CC
Page	10.3
Date	March 4, 2013
Supersedes 10/01/95	

Table I

B/M No.	HP	PH	RPM	"U" Dim.	Imp. Dia.	Imp. No.
B55567S	3	1	3600	7/8"	5.75"	H05454
B53697S	3	3	3600	7/8"	5.75"	H05454
B55568S	5	1	3600	7/8"	6.69"	H05455
B55569S	5	3	3600	7/8"	6.69"	H05455
B58132S	7.5	1	3600	1-1/4"	7.50"	H05457
B55570S	7.5	3	3600	7/8"	7.50"	L07923



Item No.	Part Description	Part Number
1	Case, Volute	L04022
2	Impeller	See Table I
13A	Rings, Packing [Set of 7]	S15094
13B	Rings, Packing [Set of 6]	S13470
14A	Sleeve, Shaft [2 Req.]	S00619
14B	Sleeve, Shaft	S05149
17A	Gland, Packing	S00393
17B	Gland, Packing	S12034
26A	Screw, Impeller 3/8 - 16 x 1"	S23566
26B	Screw, Impeller 1/2 - 13 x 1-1/4"	S23621
32	Key, 3/16 x 1-1/4" [See Note]	S34383
69	Washer, Impeller	S16239
71	Bracket	See Table II
73	Gasket, Volute	S05126
800A	Capscrew, 3/8 - 16 x 1" [12 Req.]	S26826
800B	Capscrew, 3/8 - 16 x 1" [8 Req.]	S26826
800C	Capscrew, 1/2 - 13 x 1-1/2" [4 Req.]	S26916
801A	Stud, 3/8 - 16 x 3" [2 Req.]	S004439
801B	Stud, 3/8 - 16 x 4" [2 Req.]	S08303
802	Nut, Hex 3/8 - 16 [2 Req.]	S23343
810	Plug, Pipe 1/4 NPT [4 Req.]	S23715

Table II

HP	PH	Bracket No.	"AK" Fit	"U" Dim.	Motor Frame
3	1	H00950	4-1/2"	7/8"	182JP
3	3	H00950	4-1/2"	7/8"	154JP
5	1	H00950	4-1/2"	7/8"	184JP
5	3	H00950	4-1/2"	7/8"	182JP
7.5	1	L03827	8-1/2"	1-1/4"	213JP
7.5	3	H00950	4-1/2"	7/8"	184JP

NOTE: For an explanation of the tabulated material found on this page and for impeller key location, refer to **Supplement A** located at the beginning of this section.



BERKELEY® B1WPS Silicon Bronze Impeller

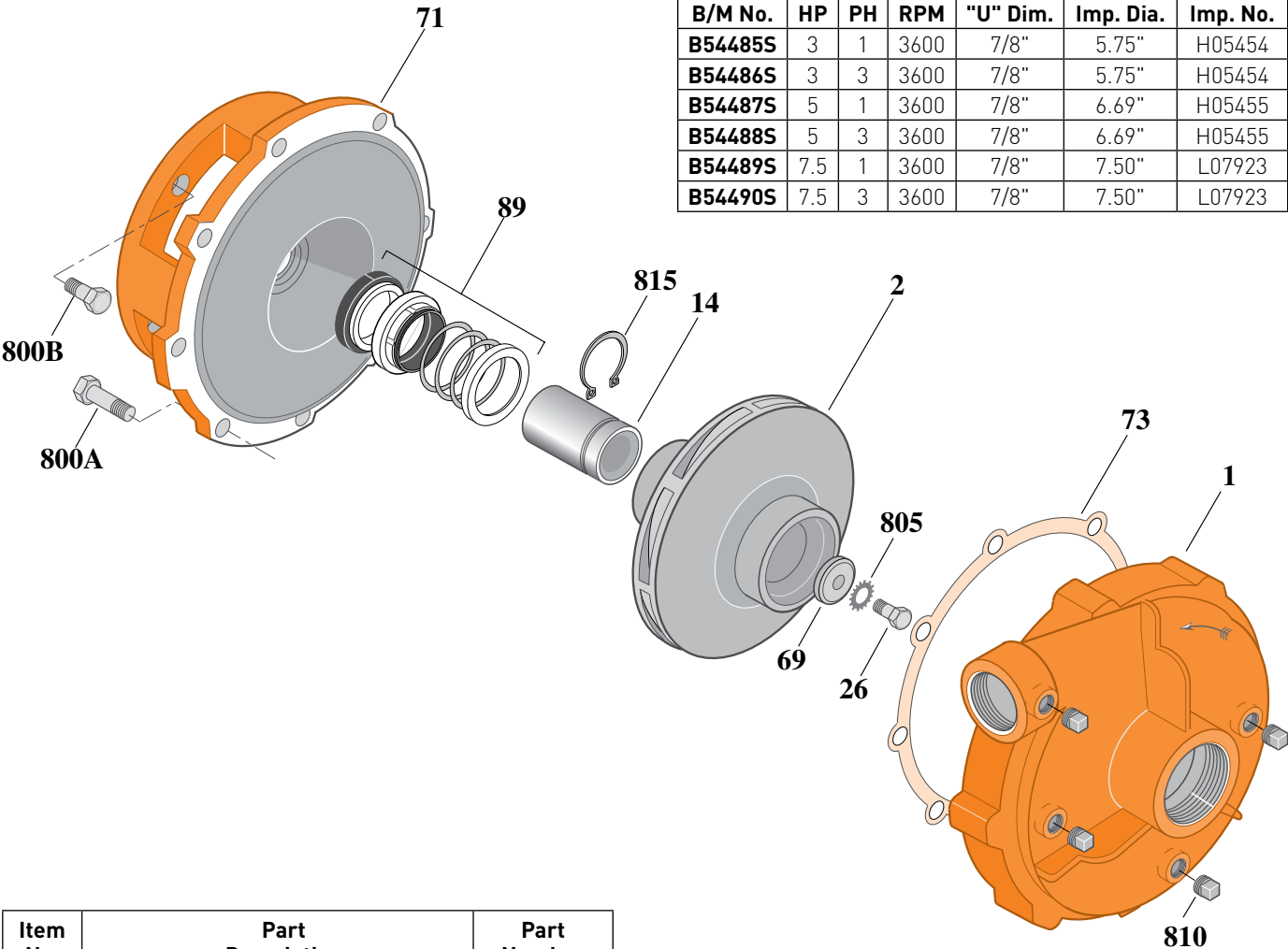
Threaded Case (NPT), Mechanical Shaft Seal Construction

ELECTRIC MOTOR DRIVE

Section	CC
Page	10.4
Date	March 4, 2013
Supersedes 09/01/95	

Table I

B/M No.	HP	PH	RPM	"U" Dim.	Imp. Dia.	Imp. No.
B54485S	3	1	3600	7/8"	5.75"	H05454
B54486S	3	3	3600	7/8"	5.75"	H05454
B54487S	5	1	3600	7/8"	6.69"	H05455
B54488S	5	3	3600	7/8"	6.69"	H05455
B54489S	7.5	1	3600	7/8"	7.50"	L07923
B54490S	7.5	3	3600	7/8"	7.50"	L07923



Item No.	Part Description	Part Number
1	Case, Volute	L04022
2	Impeller	See Table I
14	Sleeve, Shaft	S19310
26	Screw, Impeller 3/8 - 16 x 1"	S23566
32	Key, 3/16 x 1-1/4" (See Note)	S34383
69	Washer, Impeller	S16239
71	Bracket	See Table II
73	Gasket, Volute	S05126
89	Seal, Mechanical Shaft	S32014
800A	Capscrew, 3/8 - 16 x 1" (8 Req.)	S26826
800B	Capscrew, 3/8 - 16 x 7/8" (4 Req.)	S26825
810	Plug, Pipe 1/4 NPT (4 Req.)	S23715
815	Ring, Retaining	S11207

Table II

HP	PH	Bracket No.	"AK" Fit	"U" Dim.	Motor Frame
3	1	L05332	4-1/2"	7/8"	182JM
3	3	L05332	4-1/2"	7/8"	154JM
5	1	L05332	4-1/2"	7/8"	184JM
5	3	L05332	4-1/2"	7/8"	182JM
7.5	1	L05331	8-1/2"	7/8"	213JM
7.5	3	L05332	4-1/2"	7/8"	184JM

NOTE: For an explanation of the tabulated material found on this page and for impeller key location, refer to **Supplement A** located at the beginning of this section.

